

Full Symposium Evaluation form

1. Overall this presentation met my expectations and provided me with information I can use.							
	Agree Strongly	Agree	Neutral	Disagree	Disagree Strongly	Rating Average	Response Count
The ILS: The Past, Present & Future - Marshall Breeding	52.4% (66)	43.7% (55)	4.0% (5)	0.0% (0)	0.0% (0)	4.48	126
Comments							44
answered question							126
skipped question							7

2. .							
	Agree Strongly	Agree	Neutral	Disagree	Disagree Strongly	Rating Average	Response Count
Cataloging and Metadata: What does the Future Hold - Michael Norman	24.2% (30)	38.7% (48)	28.2% (35)	4.8% (6)	4.0% (5)	3.74	124
Comments							47
answered question							124
skipped question							9

3. .							
	Agree Strongly	Agree	Neutral	Disagree	Disagree Strongly	Rating Average	Response Count
Libraries and the Landscape of the Future - Chip Nilges	50.9% (56)	41.8% (46)	7.3% (8)	0.0% (0)	0.0% (0)	4.44	110
Comments							40
answered question							110
skipped question							23

4. .							
	Agree Strongly	Agree	Neutral	Disagree	Disagree Strongly	Rating Average	Response Count
Planning for the Future - Rob McGee	29.8% (37)	51.6% (64)	15.3% (19)	3.2% (4)	0.0% (0)	4.08	124
Comments							40
answered question							124
skipped question							9

5. .							
	Agree Strongly	Agree	Neutral	Disagree	Disagree Strongly	Rating Average	Response Count
Integrated Library Systems – A Vendor Perspective - Carl Grant	53.6% (67)	36.0% (45)	8.0% (10)	2.4% (3)	0.0% (0)	4.41	125
Comments							62
answered question							125
skipped question							8

6. .							
	Agree Strongly	Agree	Neutral	Disagree	Disagree Strongly	Rating Average	Response Count
Open Source – The Good, the Bad and the Wonderful - Elizabeth Garcia & Mike Rylander	59.7% (77)	31.8% (41)	7.8% (10)	0.8% (1)	0.0% (0)	4.50	129
Comments							61
answered question							129
skipped question							4

7. .							
	Agree Strongly	Agree	Neutral	Disagree	Disagree Strongly	Rating Average	Response Count
The OPAC Sucks - Karen Schneider	67.2% (84)	29.6% (37)	3.2% (4)	0.0% (0)	0.0% (0)	4.64	125
Comments							42
answered question							125
skipped question							8

8. .							
	Agree Strongly	Agree	Neutral	Disagree	Disagree Strongly	Rating Average	Response Count
Panel Discussion - Karen Schneider	43.5% (37)	38.8% (33)	10.6% (9)	5.9% (5)	1.2% (1)	4.18	85
Comments							15
answered question							85
skipped question							48

9. .							
	Agree Strongly	Agree	Neutral	Disagree	Disagree Strongly	Rating Average	Response Count
Panel Discussion: World Cat Local - Chip Nilges	42.7% (47)	42.7% (47)	13.6% (15)	0.9% (1)	0.0% (0)	4.27	110
Comments							27
answered question							110
skipped question							23

10. .							
	Agree Strongly	Agree	Neutral	Disagree	Disagree Strongly	Rating Average	Response Count
Panel Discussion: Library Thing for Libraries - Kate Sheehan	45.3% (53)	44.4% (52)	6.8% (8)	2.6% (3)	0.9% (1)	4.31	117
Comments							47
answered question							117
skipped question							16

11. .							
	Agree Strongly	Agree	Neutral	Disagree	Disagree Strongly	Rating Average	Response Count
Panel Discussion: Endeca - Cindi Holt	34.2% (39)	54.4% (62)	10.5% (12)	0.9% (1)	0.0% (0)	4.22	114
Comments							28
answered question							114
skipped question							19





12. .							
	Agree Strongly	Agree	Neutral	Disagree	Disagree Strongly	Rating Average	Response Count
What the OCLC Studies Tell Us about the Future - George Needham	45.3% (24)	47.2% (25)	7.5% (4)	0.0% (0)	0.0% (0)	4.38	53
Comments							18
answered question							53
skipped question							80

13. .							
	Agree Strongly	Agree	Neutral	Disagree	Disagree Strongly	Rating Average	Response Count
Social Networking Initiatives – Jasmine De Gaia	45.3% (24)	39.6% (21)	15.1% (8)	0.0% (0)	0.0% (0)	4.30	53
Comments							17
answered question							53
skipped question							80







14. Evaluate the overall symposium						
	Excellent	Good	Average	Fair	Poor	Response Count
.	76.3% (90)	22.9% (27)	0.8% (1)	0.0% (0)	0.0% (0)	118
answered question						118
skipped question						15



15. I would be interested in attending a similar event on a relevant technology-related topic in this location next year.							
	Agree Strongly	Agree	Neutral	Disagree	Disagree Strongly	Rating Average	Response Count
.	63.1% (77)	31.1% (38)	5.7% (7)	0.0% (0)	0.0% (0)	4.57	122
Suggest a topic that would interest you.							33
answered question							122
skipped question							11









16. Membership:


		Response Percent	Response Count
Member of Lincoln Trail Libraries System		33.3%	38
Other Illinois		35.1%	40
Outside Illinois		29.8%	34
Other		1.8%	2
		Explain Other	2
		answered question	114
		skipped question	19

17. Type of Institution

		Response Percent	Response Count
Academic		32.1%	36
School		4.5%	5
Special		3.6%	4
Public		26.8%	30
Consortium / State Agency		27.7%	31
Other		5.4%	6
		Explain Other	8
		answered question	112
		skipped question	21

18. Position / Title			Response Percent	Response Count
Librarian			94.6%	88
Trustee			0.0%	0
Other			5.4%	5
			Explain Other	6
			answered question	93
			skipped question	40

19. HOW DID YOU HEAR ABOUT THIS EVENT			Response Percent	Response Count
Brochure or Letter in the mail.			4.4%	5
Email Announcement			29.0%	33
Blog Post			2.6%	3
Website			2.6%	3
Phone Call			0.0%	0
Friend / Colleague			25.4%	29
Newsletter			1.8%	2
Listserv			2.6%	3
Other			31.6%	36
			Explain Other	35
			answered question	114
			skipped question	19

20. Additional Comment			Response Percent	Response Count
Yes			100.0%	60
			Additional comments	63
			answered question	60
			skipped question	73