






Search Results



Results list screen

- Search results appear in a numbered list of brief records.
- Results display with the items owned by the largest number of libraries listed first worldwide.
- The number of Illinois libraries followed by the number of libraries worldwide that own the item is indicated.
- You may select [Libraries](#) to view the list of Illinois libraries that own the item, or click on the title to view a full record.
- To select a subset from the list, check the boxes next to the records to be viewed, e-mailed, printed or saved to disk.
- To view a selected subset of records, click MARKED RECORDS at the top of the screen.
- To save a selected subset of records to a disk, click EXPORT at the top or bottom of the screen.

Additional function buttons in navigation bar

- Find related records with the Related Authors  or Related Subjects  buttons.
- Use the Sort button  to sort sets of 500 or fewer records.
- Print the page by clicking the  button.
- Use the Limit button  to narrow the result set.

For additional assistance, contact a librarian.

All product and service names are registered trademarks of OCLC Online Computer Library Center, Incorporated. OCLC grants permission to photocopy this publication.

0406/11481b-PDF

Statewide Illinois Library Catalog

Illinois Gateway to Library Resources



Find SILC at your local library
or
finditillinois.org



Statewide Illinois Library Catalog

Select Illinois libraries that fit your research

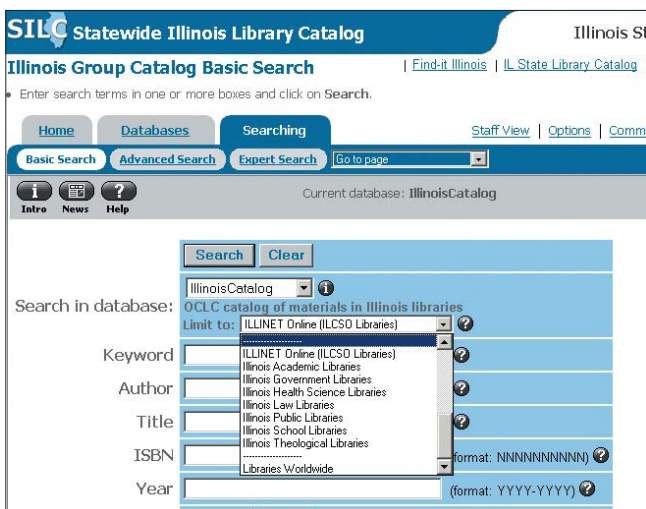
Your SILC search defaults to the collections of all participating Illinois libraries. From the drop-down menu, you may limit your search to a specific region or type of library.



Searching

The Basic search screen displays by default. Advanced or Expert search screens are available using the tabs near the top of the screen.

Basic Search screen



Enter a word, phrase or number in one or more of the search boxes.

Advanced Search screen




- Enter search term(s) and select index (author, title, subject, etc.) using the drop-down menu to the right of search term box.
- Select Boolean operators from the drop-down list to the left of search term boxes.
- Limit search by publication date, language, material type or specific library code.

Expert Search screen

Enter your search in the large search box. Use the information that displays at the bottom of the search screen for guidance.

Additional searching hints:

- Browse subject headings to find additional terms that may apply to your search. Click the **Subjects** button  to access the Subject Headings list.
- Watch for search suggestions that may display at the top of the screen to help you increase or decrease your search results.