



Annual Meeting Agenda
June 5, 2009
NSLS Auditorium
10-1:00

1. Welcome and Introductions
2. Consortium Update
3. ePub
4. Budget
5. Videos
6. Weeding
7. Other
8. Lunch and Networking



Digital Library Statistics

Collection details from inception to 05/31/2009

- **Titles in Collection** (counting each format of a title only once): 6191
 - Adobe Reader eBook: 1596
 - Mobipocket Reader eBook: 407
 - OverDrive MP3 Audiobook: 741
 - OverDrive Video: 87
 - OverDrive WMA Audiobook: 3360

- **Copies in Collection** (counting each copy of each format of a title): 9267
 - Adobe Reader eBook: 2009
 - Mobipocket Reader eBook: 484
 - OverDrive MP3 Audiobook: 980
 - OverDrive Video: 113
 - OverDrive WMA Audiobook: 5681

Other details from 06/01/2008 through 05/31/2009

- **Checkouts:** 92064
 - Adobe Reader eBook: 14310
 - Mobipocket Reader eBook: 1912
 - OverDrive MP3 Audiobook: 9722
 - OverDrive Video: 5594
 - OverDrive WMA Audiobook: 60526

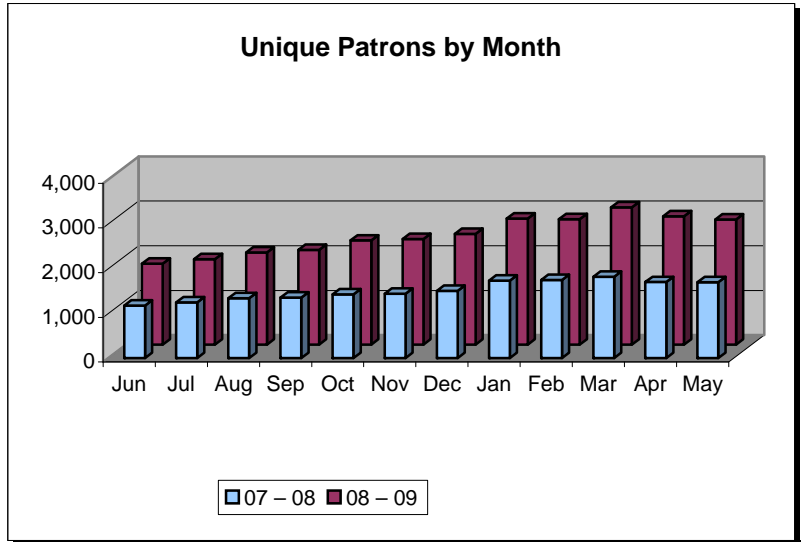
- **Holds:** 36673
 - Adobe Reader eBook: 4706
 - Mobipocket Reader eBook: 768
 - OverDrive MP3 Audiobook: 7155
 - OverDrive Video: 10
 - OverDrive WMA Audiobook: 24034

- **Unique Library Patrons Checking Out Titles:** 12949

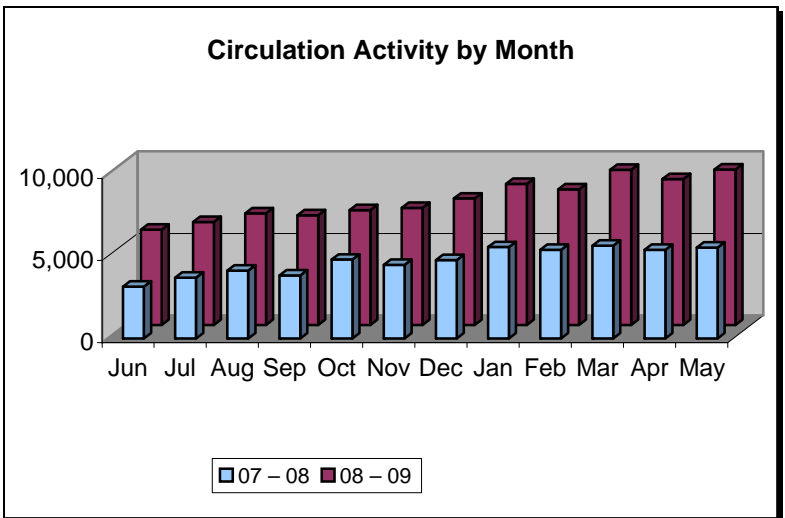
Circulation Statistics



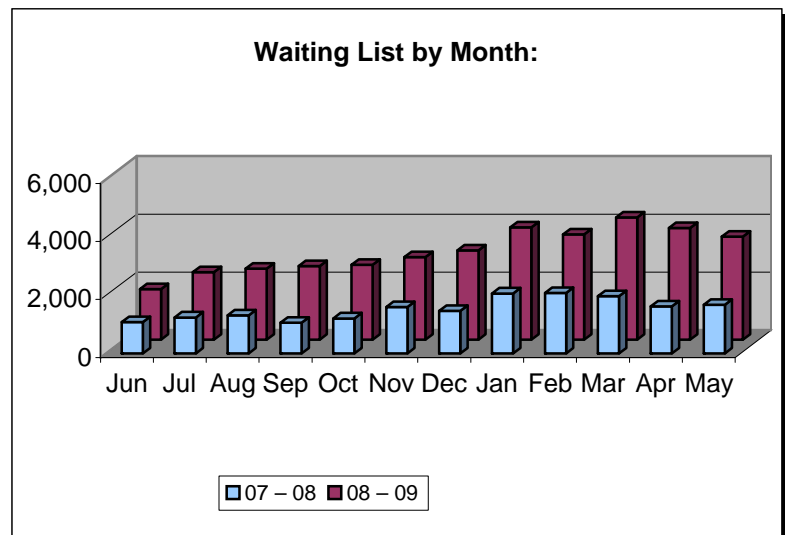
Unique Patrons by Month		
'07 - '08		'08 - '09
1,171	Jun	1,810
1,246	Jul	1,907
1,340	Aug	2,060
1,354	Sep	2,117
1,427	Oct	2,329
1,437	Nov	2,363
1,505	Dec	2,476
1,729	Jan	2,822
1,748	Feb	2,807
1,815	Mar	3,069
1,700	Apr	2,869
1,697	May	2,796



Circulation Activity by Month		
'07 - '08		'08 - '09
3,156	Jun	5,799
3,712	Jul	6,281
4,133	Aug	6,801
3,838	Sep	6,686
4,807	Oct	6,999
4,482	Nov	7,137
4,781	Dec	7,706
5,567	Jan	8,594
5,403	Feb	8,261
5,655	Mar	9,446
5,406	Apr	8,880
5,539	May	9,474



Waiting List by Month		
'07 - '08		'08 - '09
1,080	Jun	1,747
1,239	Jul	2,333
1,307	Aug	2,445
1,062	Sep	2,541
1,206	Oct	2,579
1,601	Nov	2,843
1,467	Dec	3,078
2,067	Jan	3,871
2,080	Feb	3,627
1,969	Mar	4,211
1,622	Apr	3,850
1,677	May	3,548

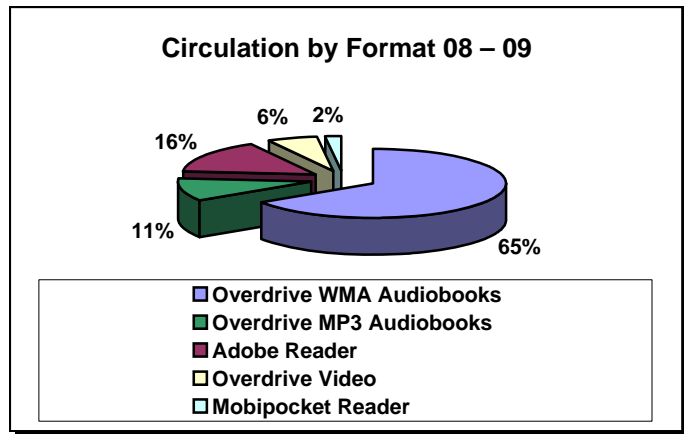
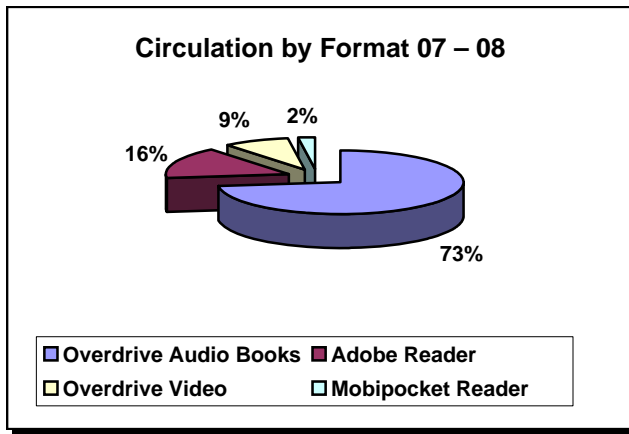


Format and Title Statistics



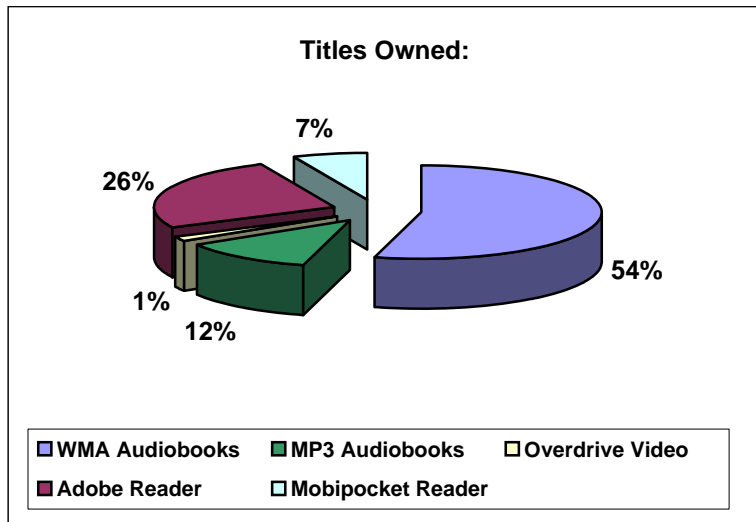
Circulation by Format (June 2007 – May 2008)		
Overdrive Audio Books	41,330	73%
Adobe Reader	8,982	16%
Overdrive Video	4,886	9%
Mobipocket Reader	1,281	2%
	56,479	100%

Circulation by Format (June 2008 – May 2009)		
Overdrive WMA Audiobooks	60,526	65%
Overdrive MP3 Audiobooks	9,722	11%
Adobe Reader	14,310	16%
Overdrive Video	5,594	6%
Mobipocket Reader	1,912	2%
	92,064	100%



Titles Owned by Format		
WMA Audiobooks	3,360	54%
MP3 Audiobooks	741	12%
Overdrive Video	87	1%
Adobe Reader	1,596	26%
Mobipocket Reader	407	7%
	6,191	100%

Maximum Access Audio: 100
Maximum Access Video: 1,024





Budget for purchases: \$5,000

Young Adult & Children: 15% = \$750

Audio: \$563

E-books: \$187

Adult: 85% = \$4,250

Audio: \$3,188*

E-books: \$1,062**

Adult Breakdown

Audio Adult Fiction: 80% = \$2,550

Audio Non-Fiction: 20% = \$638

E-books Fiction: 20% = \$212

E-books Non-Fiction: 80% = \$850

Total = \$3,188*

Total = \$1,062**